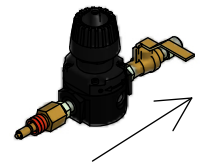
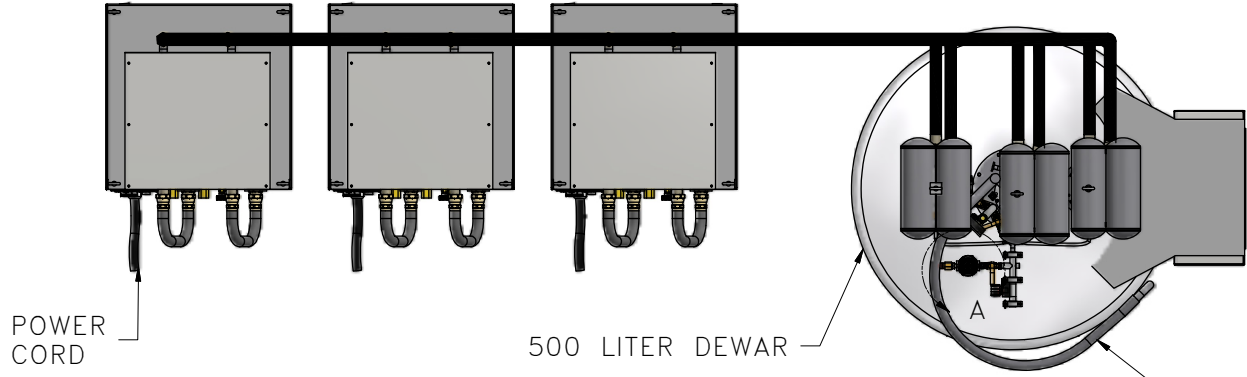


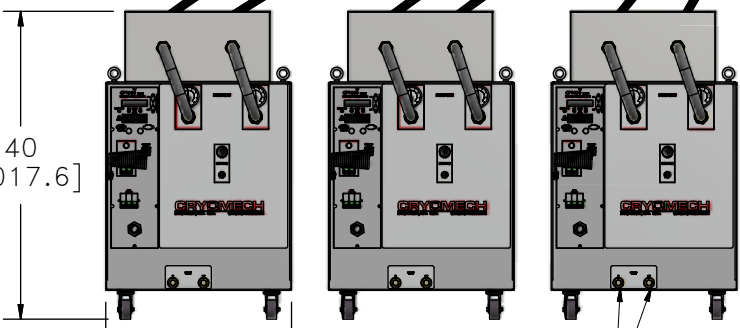
ALL INFORMATION CONTAINED IN THIS DOCUMENT SHOULD BE USED FOR REFERENCE PURPOSES ONLY & ARE SUBJECT TO CHANGE WITHOUT PRIOR NOTIFICATION. ALSO, THIS DOCUMENT IS CONSIDERED PROPRIETARY & THE SOLE PROPERTY OF CRYOMECH, INC. & SHOULD NOT BE REPRODUCED IN ANY MANNER WITHOUT PRIOR WRITTEN APPROVAL.

B

B



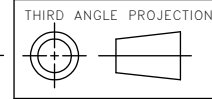
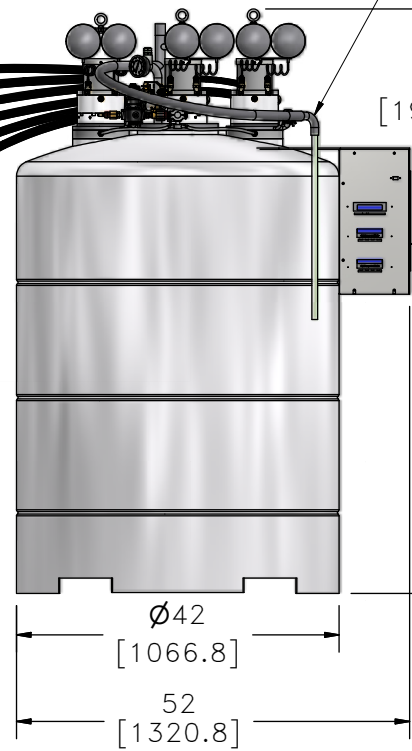
(6) LOW NOISE FLEX LINES



40  
[1017.6]

24  
[614.2]

(2) WATER FITTINGS



**CRYOMECH, INC**  
 113 FALSO DRIVE SYRACUSE, N.Y. 13211  
 Tel: (315)455-2555 Fax:(315)455-2544

ALL DIMENSIONS ARE IN INCHES  
 TOLERANCES: FRACTIONS ±1/32 DECIMALS .XXX=±.005 XX =±.01 X=±.1  
 ANGLES ±.5° ALLOVER FINISH 25 Ra  
 CONCENTRICITY .005 TOTAL INDICATOR RUN OUT  
 PERPENDICULAR ±.002 (UNLESS OTHERWISE SPECIFIED)

NAME: LHeP60 SYSTEM CONCEPT			
DWG #: LHeP60		SHT 1 OF 1	
MATERIAL: AS STATED			
DWN BY: BMR		DATE: 31JUL09	SCALE: TO FIT
1ST CHK: AO		DATE: 21MAY13	2ND CHK: NLO
DATE: 21MAY13		DATE: 21MAY13	
CUST:		BTA:	

A

A

(3) CP1110 WATER COOLED COMPRESSORS  
6" MINIMUM SPACING BETWEEN COMPRESSORS

3084	-	-	INITIAL RELEASE	31JUL09
ECN	ZONE	REV	DESCRIPTION	DATE

2

1

1