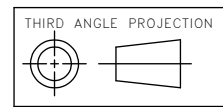
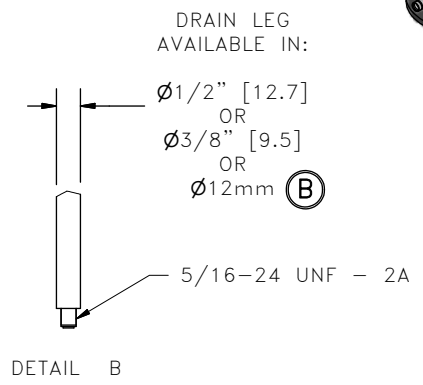
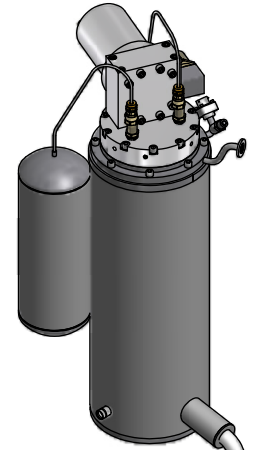


ALL INFORMATION CONTAINED IN THIS DOCUMENT SHOULD BE USED FOR REFERENCE PURPOSES ONLY & ARE SUBJECT TO CHANGE WITHOUT PRIOR NOTIFICATION. ALSO, THIS DOCUMENT IS CONSIDERED PROPRIETARY & THE SOLE PROPERTY OF CRYOMECH, INC. & SHOULD NOT BE REPRODUCED IN ANY MANNER WITHOUT PRIOR WRITTEN APPROVAL.



CRYOMECH, INC
 113 FALSO DRIVE SYRACUSE, N.Y. 13211
 Tel: (315)455-2555 Fax:(315)455-2544

ALL DIMENSIONS ARE IN INCHES
 TOLERANCES: FRACTIONS ±1/32 DECIMALS XXX=±.005 XX=±.01 X=±.1
 ANGLES ±.5° ALLOVER FINISH 25 Ra
 CONCENTRICITY .005 TOTAL INDICATOR RUN OUT
 PERPENDICULAR ±.002 (UNLESS OTHERWISE SPECIFIED)

NAME: PT410 HeRL W/ FLEXIBLE DRAIN LEG
 DWG #: HeRL10 SHT 1 OF 1
 MATERIAL: 107-01

2719	-	B	ADDED 12mm OPTION TO DRAIN LEG OPTIONS	14NOV11	DWN BY: WAG DATE: 19JAN09	SCALE: 1 : 8	DWG SIZE: A
1833	-	A	ADDED FLEXIBLE DRAIN LEG W/ BELLOWS	09NOV09	1ST CHK: AO DATE: 1/20/09	2ND CHK: BZ DATE: 1/20/09	
ECN	ZONE	REV	DESCRIPTION	DATE	CUST: -	CH: 103-120	BTA: CH40410Y06

B

B

A

A

2

1